

North Annville Fire Company Apparatus Proposal
RV-6

Notes About Plan

Notes as of May 6th 2025

- Per the manufacture there will be a price increase May 15, 2025.
- If a quote is signed before May 15th it will lock in the main price.
- Pricing is not secure on items that went obsolete during the build process, we are responsible to pay the difference with the new replacement item.
- The apparatus diagram proves we need to keep 2 pieces of apparatus that can function as an Engine.
- The V6 plan does not include needed loose equipment, travel fees or shipping of the apparatus.
- The attached apparatus response diagrams do not include canceled calls. If we respond to a call and get canceled while arriving it will not show on the graphs.
- Both the fire company and township agree to keep applying for apparatus grants for a pumper tanker to replace old Engine 6 and Tanker 7.

Revision 6 Plan

Version 6 Overview				Water Capacity		Replacement
				Old Water	New Water	Dates
Purchase Now:						
Arriving in 15 months	New 2,000 gallon Enigne 67 (Replacing Eigne 67)			\$1,250,000.00	1100	2000
Arriving in 18 months	Ford F550 500 Gallon Brush (Replacing Tanker 67-1)			\$225,000.00	2100	500
Total:				\$1,475,000.00		
Total				\$1,475,000.00		
Fire department general funds:				\$475,000.00		
Sale of apparatus:	T6-1 \$175,00.00, E7 \$40,000.00			\$215,000.00		
Funds saved from the township the last two years:				\$200,000.00		
Total commitment needed from township				\$585,000.00		
Temporary Floating Engine For Station 2						
Current used Engine 6 to replace current Engine 7.					2500	1100
Note: The township will continue to apply for grants until Tanker 7 needs replaced in 2031. If a grant is received E6 and Tanker 7 will be replaced with a PT valued at approx \$900,000.00						
If a grant is not received by 2031 the township agrees to help fund this replacement						
2031 Next vehicle up for 25 year replacement						
Tanker 67-2	\$900,000.00				3000	3000
Replacing with a pumper tanker as noted in Temporary floating engine line above						2043
2040 Next vehicle up for 25 year replacement						
QRS 67	\$400,000.00 (QRS bank account has almost enough saved to replace this unit now)				0	0
2043 Next vehicle up for 25 year replacement						
Tanker 67	\$800,000.00				3000	3000
Fire Police Unit						
Brand new in 2025					0	0
						2050
				Total water	11700	9600
					Current	New Plan
Equipment in each station after the first section of this form is complete						
Station 1	Station 2	Station 2 in 2031 or before				
Engine	Tanker	Pumper Tanker				
Tanker	OLD- Engine 6	White Pick Up Truck				
Attack	White Pick Up Truck					
QRS	Fire Police Unit					

Financial Documents

North Annville Fire Copmany
Balance Sheet

Fire Company	Checking	Savings	CD's	Term	Due	Investments	Apparatus	Apparatus	Equipment	Total		
Bellegrove												
Assests			61,817.17	10month	6.19.25		Engine 6	85,000.00				
			12,132.92	6 month	9.9.25		Tanker 6	395,000.00				
			74,676.18	6 month	9.28.25		Tanker 6-1	195,000.00				
			26,493.59	12month	8.30.25		FirePolice 6	16,000.00				
Current Assests	12,960.00	0	175,119.86			426,236.79				614,316.65		
Fixed Assests								691,000.00	60,000.00	751,000.00		
Liability BFC										0		
Total										1,365,316.65		
Property	1725 Blacks Bridge Road											
Property	1743 Blacks Bridge Road											
Water Works												
Assests	22,906.48		12,450.04	12month	1.6.26		Engine 7	40,000.00				
	276.65		11,667.62	12month	1.18.26		Tanker 7	150,000.00				
	8,002.00		11,633.99	24month	2.8.27		Utility 7	8,000.00	40,000.00			
			10,707.09	24month	3.4.27							
Current Assests	31,185.13	90,108.38	46,458.74			0				167,752.25		
Fixed Assests								198,000.00	40,000.00	238,000.00		
Liability WW										0		
total										405,752.25		
Property	2875 Water Works Way											
Combined Current	44,145.13	90,108.38	221,578.60			426,236.79				782,068.90		
Combined Fixed								889,000.00	100,000.00	989,000.00		
Combined Total										1,771,068.90		
			12,132.92	6month	9.9.25	to pay for Traffic Unit on order						
			11,778.63	12month	5.24.25	to pay for Traffic Unit on order						
			11,680.66	9month	1.16.26	to pay for Traffic Unit on order						
			113,144.90	money market account to pay for Traffic Unit on order								

North Annville Fire Copmany
Balance Sheet

Fire Company	Checking	Savings	CD's	Term	Due	Investments	Apparatus	Apparatus	Equipment	Total
Bellegrove QRS			12,009.92	12 month	11.9.25					
			22,874.68	12month	11.14.25					
			20,974.18	24 month	7.14.26					
			21,740.41	12month	8.28.25					
			21,740.41	12month	8.28.25					
			10,870.19	12month	8.28.25					
			10,032.88	12month	11.19.25					
Current Assests	19,237.50		120,242.67			132,260.75				271,740.92
Fixed Assests							QRS 6	75,000.00	15,000.00	90,000.00
Liability										0.00
QRS Total										361,740.92

Apparatus Response Graphs

Note: Canceled calls do not appear. We respond to many calls and canceled while arriving, they are not on these graphs.

Union Waterworks Fire Company

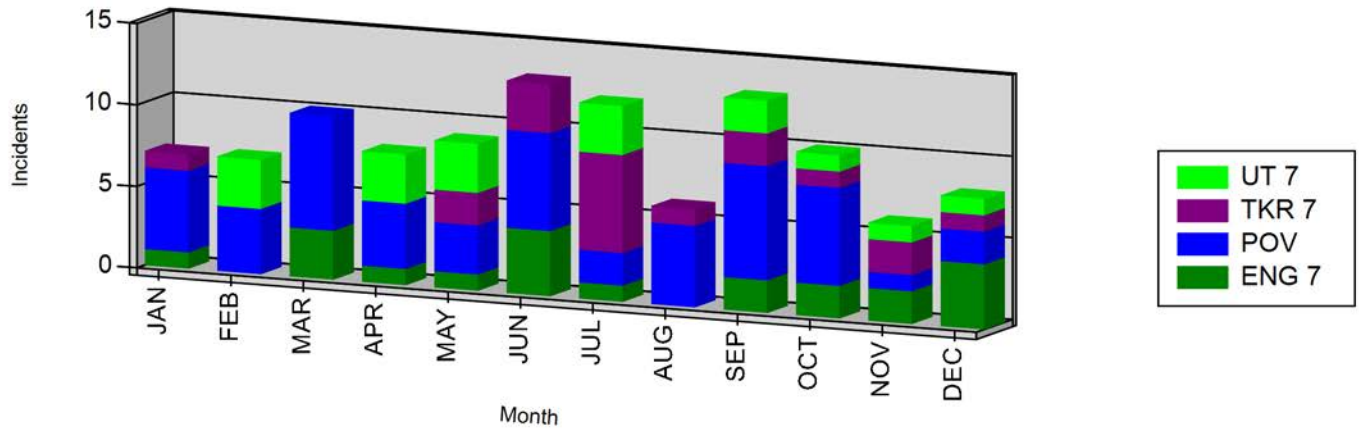


Anville, PA

This report was generated on 04/25/2025

Incidents per Apparatus by Month for Year

Year: 2023



APPARATUS	JAN	FEB	MAR	APR	MAY	JUN	JUL	AUG	SEP	OCT	NOV	DEC	TOTAL
ENG 7	1		3	1	1	4	1		2	2	2	4	21
POV	5	4	7	4	3	6	2	5	7	6	1	2	52
TKR 7	1				2	3	6	1	2	1	2	1	19
UT 7		3		3	3		3		2	1	1	1	17
Total	7	7	10	8	9	13	12	6	13	10	6	8	109

Canceled apparatus (per the THIS APPARATUS WAS CANCELLED checkbox on Basic Info 4) not included. Only REVIEWED incidents included.



Union Waterworks Fire Company

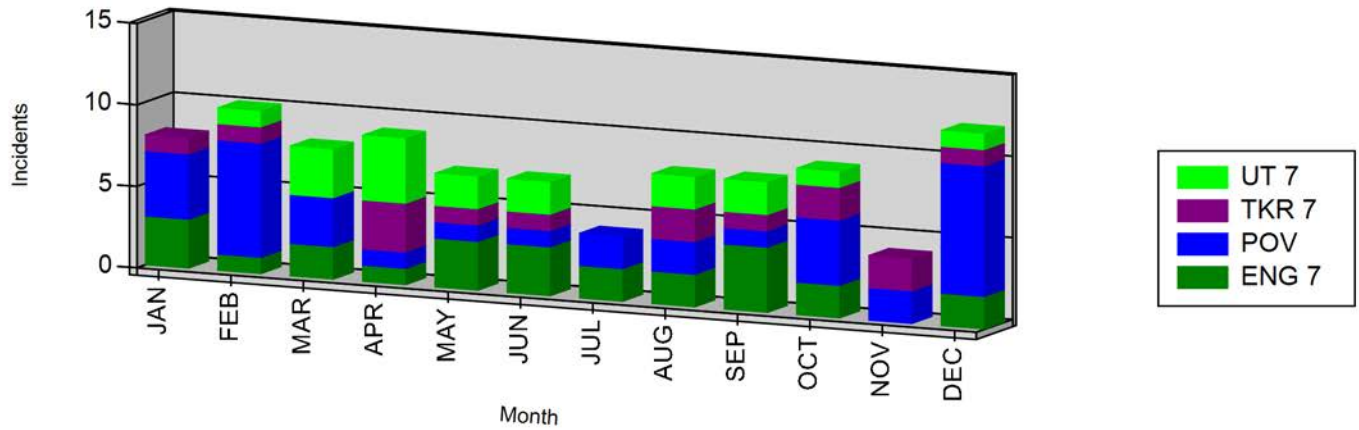


Anville, PA

This report was generated on 04/25/2025

Incidents per Apparatus by Month for Year

Year: 2024



APPARATUS	JAN	FEB	MAR	APR	MAY	JUN	JUL	AUG	SEP	OCT	NOV	DEC	TOTAL
ENG 7	3	1	2	1	3	3	2	2	4	2		2	25
POV	4	7	3	1	1	1	2	2	1	4	2	8	36
TKR 7	1	1		3	1	1		2	1	2	2	1	15
UT 7		1	3	4	2	2		2	2	1		1	18
Total	8	10	8	9	7	7	4	8	8	9	4	12	94

Canceled apparatus (per the THIS APPARATUS WAS CANCELLED checkbox on Basic Info 4) not included. Only REVIEWED incidents included.



Bellegrove Fire Company

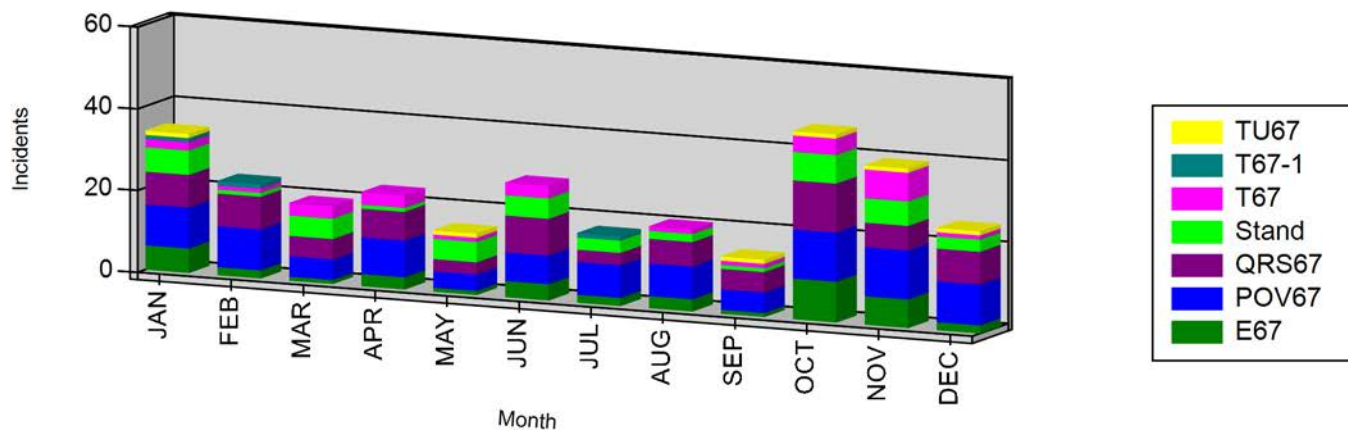
Annville, PA

This report was generated on 04/24/2025



Incidents per Apparatus by Month for Year

Year: 2024



APPARATUS	JAN	FEB	MAR	APR	MAY	JUN	JUL	AUG	SEP	OCT	NOV	DEC	TOTAL
E67	6	2	1	3	1	4	2	3	1	10	7	2	42
POV67	10	10	5	9	4	7	8	8	5	12	12	10	100
QRS67	8	8	5	7	3	9	3	6	5	12	6	8	80
Stand	6	1	5	1	5	5	3	2	1	7	6	3	45
T67	2	1	3	3	1	3		1	1	4	7	1	27
T67-1	1	1					1						3
TU67	1				1				1	1	1	1	6
Total	34	23	19	23	15	28	17	20	14	46	39	25	303

Canceled apparatus (per the THIS APPARATUS WAS CANCELLED checkbox on Basic Info 4) not included. Only REVIEWED incidents included.



Bellegrove Fire Company

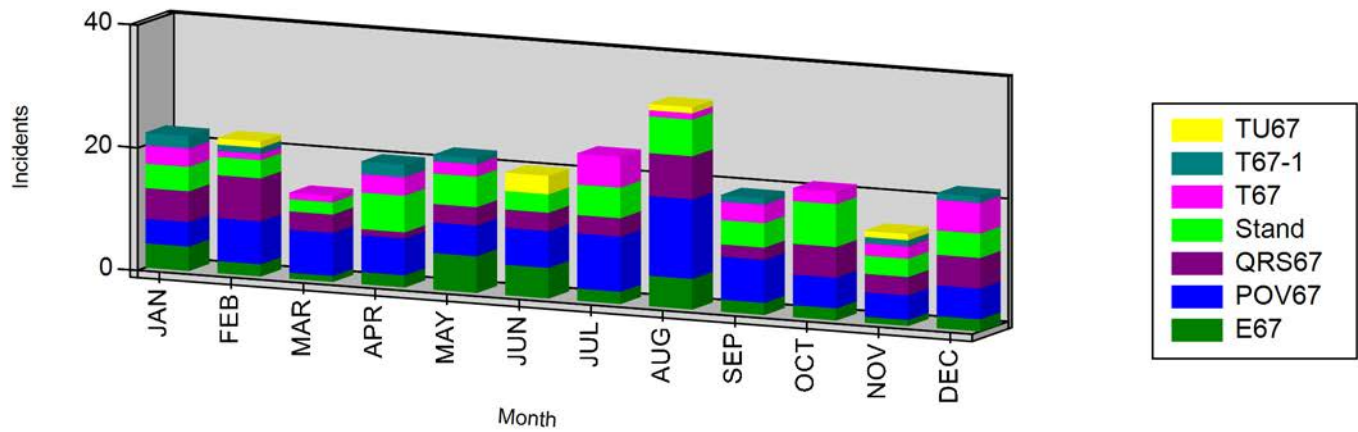
Annaville, PA

This report was generated on 04/24/2025



Incidents per Apparatus by Month for Year

Year: 2023



APPARATUS	JAN	FEB	MAR	APR	MAY	JUN	JUL	AUG	SEP	OCT	NOV	DEC	TOTAL
E67	4	2	1	2	6	5	2	5	2	2	1	2	34
POV67	4	7	7	6	5	6	9	13	7	5	4	5	78
QRS67	5	7	3	1	3	3	3	7	2	5	3	5	47
Stand	4	3	2	6	5	3	5	6	4	7	3	4	52
T67	3	1	1	3	2		5	1	3	2	2	5	28
T67-1	2	1		2	1				1		1	1	9
TU67		1				3		1			1		6
Total	22	22	14	20	22	20	24	33	19	21	15	22	254

Canceled apparatus (per the THIS APPARATUS WAS CANCELLED checkbox on Basic Info 4) not included. Only REVIEWED incidents included.

