

# Union Waterworks Fire Company

x

Annaville, PA

This report was generated on 2/13/2022 11:10:32 AM

## Incident Type Count per Station for Date Range

Start Date: 01/01/2021 | End Date: 12/31/2021

INCIDENT TYPE	# INCIDENTS
<b>Station: 7 - UNION WATER WORKS FIRE COMPANY</b>	
111 - Building fire	14
114 - Chimney or flue fire, confined to chimney or flue	1
131 - Passenger vehicle fire	3
142 - Brush or brush-and-grass mixture fire	1
161 - Outside storage fire	1
322 - Motor vehicle accident with injuries	9
323 - Motor vehicle/pedestrian accident (MV Ped)	1
324 - Motor vehicle accident with no injuries.	5
424 - Carbon monoxide incident	2
444 - Power line down	6
445 - Arcing, shorted electrical equipment	1
461 - Building or structure weakened or collapsed	1
551 - Assist police or other governmental agency	9
553 - Public service	3
611 - Dispatched & cancelled en route	14
651 - Smoke scare, odor of smoke	1
<b># Incidents for 7 - Union Water Works Fire Company:</b>	<b>72</b>

Only REVIEWED incidents included.



# Union Waterworks Fire Company

x

Annville, PA

This report was generated on 2/13/2022 11:12:22 AM

## Response Percentage for Incident Types per Personnel for Date Range

Incident Type(s): All Incident Types | Start Date: 01/01/2021 | End Date: 12/31/2021

Total # Incidents: 72

PERSONNEL	% of CALLS	CALLS ATTENDED
Blake, Mark	11.1%	8
Blouch, Ray	8.3%	6
Borrell, Mike	1.4%	1
Chadwick, Paula	1.4%	1
Hitz, Steve	5.6%	4
Hoffman, James	1.4%	1
Hoffman, Slim	36.1%	26
Johnson, Ammon	55.6%	40
Johnson, Becky	6.9%	5
Johnson, Darren	27.8%	20
Johnson, Lane	22.2%	16
Johnson, Roger	41.7%	30
Miller, Corbin	22.2%	16
Strauss, Brianna	19.4%	14
Westhaver, James	6.9%	5
Wilt, Mike	11.1%	8
Zellers, Sean	1.4%	1

Total Calls Attended by All Personnel:

202

Incidents must be Completed or Reviewed to be included.



# Union Waterworks Fire Company

x

Anville, PA

This report was generated on 2/13/2022 11:11:35 AM

## Hours Spent per Activity Code for Date Range

Start Time: 00:00 | End Time: 23:00 | Start Date: 01/01/2021 | End Date: 12/31/2021

ACTIVITY CODE	# OF ITEMS	TIME SPENT	% TOTAL TIME
Alarm - Alarm Response	198	203:46	100.00
Totals	198	203:46	100%

Displays total time spent (HH:MM) by all Personnel on current ACTIVITY CODES. % TOTAL TIME is calculated by dividing the total TIME SPENT for all activities in to the TIME SPENT for an individual activity within the DATE RANGE provided. Note: this only includes time for activities where personnel have been associated to it.



# UNION WATER WORKS FIRE COMPANY 2021 FIRE POLICE ANNUAL REPORT

## SERVICE INFORMATION

### TOTAL NUMBER OF CALLS FOR SERVICE

12 FIRE  
2 POLICE ASSIST

11 MVA  
6 PUBLIC SERVICE

0 MEDICAL ASSIST  
15 SPEC. DUTY (SEE ATCH)

TOTAL NUMBER OF CALLS: 31      TOTAL OFFICERS: 44      TOTAL TIME: 80.65 MH (4839 MIN)

## OFFICERS RESPONDING (CALLS / MAN HOURS)

### NAMES LISTED BY ALPHA

MARK BLAKE	8 CALLS	12.21 MH / 733 MIN
RAY BLOUCH	6 CALLS	19.58 MH / 1175 MIN
DALE BRICKLEY	0 CALLS	
KIM BRICKLEY	0 CALLS	
PAULA CHADWICK	0 CALLS	
STEVE HITZ	1 CALL	0.71 MH / 43 MIN
AMMON JOHNSON	0 CALLS	
LORNE KOONS	0 CALLS	
BOB LONG	0 CALLS	
RICK MEASE	0 CALLS	
CORBY MILLER	15 CALLS	25.96 MH / 1750 MIN
JORDAN PYLES	0 CALLS	
DAVID SNAVELY	0 CALLS	
NEAL UMBERGER	0 CALLS	
JAMES WESTHAFFER	5 CALLS	2.43 MH / 146 MIN
CHERYL WILT	0 CALLS	
DAN WILT	0 CALLS	
MIKE WILT	9 CALLS	16.53 MH / 992 MIN
DANE WOLFE	0 CALLS	

## EQUIPMENT

CONES USED: 43

FLARES / ELEC FLARES USED: 6 / 2

CONE / A-FRAME BARRICADES USED: 0 / 0

SIGNAGE USED: 9 ROAD CLOSED / 2 ARROW

OTHER:

REPORT PREPARED: 010422

FILED: R. BLOUCH

# UNION WATER WORKS FIRE COMPANY

## 2021 FIRE POLICE SPECIAL DUTIES ANNUAL REPORT

### SERVICE INFORMATION

TOTAL NUMBER OF SPECIAL DUTY ASSIGNMENTS: 15

TOTAL OFFICERS ASSIGNED: 28

TOTAL TIME: 109.86 MH (6592 MIN)

### OFFICERS ASSIGNED (DETAILS / MAN HOURS)

#### NAMES LISTED BY ALPHA

MARK BLAKE	0 DETAILS	
RAY BLOUCH	11 DETAILS	454 MH / 2724 MIN
DALE BRICKLEY	0 DETAILS	
KIM BRICKLEY	0 DETAILS	
PAULA CHADWICK	2 DETAILS	17.5 MH / 415 MIN
STEVE HITZ	0 DETAILS	
AMMON JOHNSON	0 DETAILS	
LANE JOHNSON	0 DETAILS	
LORNE KOONS	1 DETAILS	
BOB LONG	0 DETAILS	
RICK MEASE	0 DETAIL	
CORBIN MILLER	4 DETAILS	12.03 MH / 722 MIN
JORDAN PYLES	0 DETAILS	
DAVID SNAVELY	0 DETAILS	
NEAL UMBERGER	0 DETAILS	
JAMES WESTHAFFER	1 DETAIL	3.0 MH / 180 MIN
CHERYL WILT	0 DETAILS	
DAN WILT	0 DETAILS	
MIKE WILT	8 DETAILS	42.51 MH / 2551 MIN
DANE WOLFE	0 DETAILS	

### EQUIPMENT

CONES USED: 218

FLARES / ELEC FLARES USED: 25 / 10

CONE / A-FRAME BARRICADES USED: 8 / 0

SIGNAGE USED: 57 SLOW / 1 ARROW / 5 ROAD

CLOSED / 2 - 40" ROAD CLOSED / 6 - 40" EMERGENCY SCENE AHEAD

OTHER: 4 STOP SLOW PADDLES

REPORT PREPARED: 010422

FILED: R. BLOUCH

Union Water Works Fire Company #1  
2875 Water Works Way  
Annville, Pennsylvania 17003


February 5, 2022


Township Supervisors  
Northern Annville Township  
1020 North State Route 934  
Annville, Pennsylvania 17003


On February 5, 2022, an audit was performed on the Treasurer's records of the Union Water Works Fire Company, located in North Annville Township at 2875 Water Works Way, Annville Pennsylvania. Present were Company members James Westhafer, Raymond Blouch and Treasurer Paula Chadwick. The goal of the audit was to review financial records of the Company for calendar year 2021.

The Fire Company checking account registers, certificate of deposit records and bank statements records were checked for completeness and accuracy.

All records reviewed were found to be properly documented and correct. No deficiencies were noted during the review.

  
James Westhafer, Trustee  
Union Water Works Fire Company

  
Raymond Blouch, Vice President  
Union Water Works Fire Company

  
Paula Chadwick, Treasurer  
Union Water Works Fire Company

RB/rcb

File: Union Water Works Fire Company Treasurer

CC: Union Water Works Fire Company Secretary  
North Annville Township Supervisors

---

State & PEMAF

# Grant money Expenses

Paula Chadwick  
2021 Treasurer

TREASURERS ANNUAL REPORT FOR CALENDAR YEAR			
GENERAL CHECKING ACCOUNT			
MONTH	INCOME	EXPENSES	BALANCES
JANUARY	23,151.00	100.00	
FEBRUARY	0	405.00	
MARCH	0	3,087.79	
APRIL	0	3,236.52	
MAY	11,698.48	5,691.20	
JUNE	0	22,111.29	
JULY	0	0	
AUGUST	0	577.40	
SEPTEMBER	0	0	
OCTOBER	0	0	
NOVEMBER	0	0	
DECEMBER	0	0	
BEGIN BALANCE,	INCOME TOTAL	EXPENSE TOTAL	END BALANCE
0	34,849.48	35,209.20	-359.72

# PEMA GRANT RECORD

2021

DATE	CHECK NO.	NATURE OF TRANSACTION	AMOUNT	BALANCE
		BALANCE AMOUNT RECEIVED		23,151 00
1/10	4677	Leb. Valley Termite	100 00	23,051 00
2/14	4681	Mid Atlantic	309 00	22,742 00
2/15	4683	Hackman Fire Equipment	96 00	22,646 00
3/14	4658	Longley Insurance	2883 00	19,763 00
4/17	4690	Powerton Generators	325 00	19,438 00
5/10	4701	MJR Equipment	299 57	19,138 43
5/10	4698	Mid Atlantic	1663 14	17,475 29
5/10	4697	Witmer Public	626 00	16,849 29
5/10	4699	A&B Wise	176 81	16,672 48
6/12	4705	Precision LLC	2800 00	13,872 48
6/27	4706	Powerton Generators	4,900 00	8,972 48
6/30	4711	Mistras	1,694 75	7,277 73
6/30	4710	Shank Door	7,345 00	0 00
		we paid		- 67 27
		Balance 0		



# STATE GRANT RECORD

2021

DATE	CHECK NO.	NATURE OF TRANSACTION	AMOUNT		BALANCE	
BALANCE AMOUNT RECEIVED					11,698	48
3/3	4687	DZ Truck Service LLC	204	79	11,493	69
4/7	4693	MJR Equipment	1,433	33	10,060	36
4/7	4693	MJR Equipment	1,478	19	8,582	17
5/10	4702	MJR Equipment	953	88	7,628	35
5/10	4702	MJR Equipment	534	36	7,093	99
5/28	4703	Weaver Weatherization	1,437	50	5,656	49
6/14	4706	Weaver Weatherization	1,437	50	4,218	99
6/29	4709	Stephenson Equipment	3,934	04	384	95
8/20	4717	B. Moyer Radio	577	40	0	00
		we Paid			-292	45
		Balanced to 0				

2021

TREASURERS ANNUAL REPORT FOR CALENDAR YEAR			
GENERAL CHECKING ACCOUNT			23,921.64
MONTH	INCOME	EXPENSES	BALANCES
JANUARY	4,647.00	268.42	28,300.22
FEBRUARY	17,105.00	5,228.96	40,176.26
MARCH	350.00	487.75	40,038.51
APRIL	1,735.85	313.16	41,461.20
MAY	0	215.26	41,245.94
JUNE	0	186.65	41,059.29
JULY	188.00	3,798.87	37,448.42
AUGUST	0	130.45	37,317.97
SEPTEMBER	0	1,144.17	36,173.80
OCTOBER	0	130.42	36,043.38
NOVEMBER	2,382.50	485.65	37,940.23
DECEMBER	195.42	2,569.94	36,565.71
BEGIN BALANCE	INCOME TOTAL	EXPENSE TOTAL	END BALANCE
23,921.64	26,603.77	13,959.70	36,565.71

SPECIAL CHECKING ACCOUNT			
MONTH	INCOME	EXPENSES	BALANCES
JANUARY	0	0	6,905.79
FEBRUARY	0	0	6,905.79
MARCH	0	0	6,905.79
APRIL	0	0	6,905.79
MAY State Grant	11,698.48	0	18,604.27
JUNE	0	0	18,604.27
JULY	0	11,698.48	6,905.79
AUGUST	0	0	6,905.79
SEPTEMBER	0	0	6,905.79
OCTOBER	0	0	6,905.79
NOVEMBER	0	497.56	6,408.23
DECEMBER	0	283.53	6,124.70
BEGIN TOTAL	INCOME TOTAL	EXPENSE TOTAL	END BALANCE
6,905.79	11,698.48	12,479.57	6,124.70

SAVINGS ACCOUNT			
MONTH	INCOME	EXPENSES	BALANCES
JANUARY	0	0	62,572.65
FEBRUARY	0	0	62,572.65
MARCH	0	0	62,572.65
APRIL	0	0	62,572.65
MAY	4.62	0	62,577.27
JUNE	0	0	62,577.27
JULY	0	0	62,577.27

TREASURERS ANNUAL REPORT FOR CALENDAR YEAR

SAVINGS ACCOUNT

MONTH	INCOME	EXPENSES	BALANCES
AUGUST	6	6	62,577.27
SEPTEMBER	3.60	0	62,580.87
OCTOBER	.53	0	62,581.40
NOVEMBER	.51	0	62,581.91
DECEMBER	.53	0	62,582.44
BEGIN BALANCE	INCOME TOTAL	EXPENSE TOTAL	END BALANCE
62,572.65	9.79	0	62,582.44
CD FULTON	#2701		
BEGIN BALANCE	INTEREST	END BALANCE	MATURITY DATE
		11,596.77	11/6/23
CD JONESTOWN	#8425		
BEGIN BALANCE	INTEREST	END BALANCE	MATURITY DATE
		11,511.01	11/8/23
CD JONESTOWN	#1010		
BEGIN BALANCE	INTEREST	END BALANCE	MATURITY DATE
		11,392.05	2/8/23
CD JONESTOWN	#1086		
BEGIN BALANCE	INTEREST	END BALANCE	MATURITY DATE
		10,484.42	3/5/23

Income:

1. Twp \$14,000.00
2. FP Donations \$3,000.00
3. Fund Raises \$7410.00
4. Food Truck \$575.00
5. Carnival \$619.00
6. Williams Grant \$1,000.00
7. State Grant \$11,698.48
8. PERMA Grant \$23,151.00
9. MASK UP \$1,000.00

- Location
- 1 General
  - 2 General
  - 3 General
  - 4 General
  - 5 General
  - 6 General
  - 7 Special
  - 8 General

TOTAL ASSETS

1. General CK - \$36,565.71
2. Special CK - \$6,124.70
3. Savings -> \$62,582.44
4. CD'S -> \$44,984.25

TOTAL \$150,257.10

Paula Chadwick  
Treasurer